

## MCL Pre SHP as on 30.09.2025

### Annexure - I

1. Name of Listed Entity: MASTER COMPONENTS LIMITED		
2. Scrip Code/Name of Scrip/Class of Security	MASTER (symbol)	
3. Share Holding Pattern Filed under: Reg. 31(1)(a)/Reg. 31(1)(b)/Reg. 31(1)(c)		
a. If under 31(1)(b) then indicate the report for Quarter ending	30-09-2025	
b. If under 31(1)(c) then indicate date of allotment/extinguishment		
4. Declaration: The Listed entity is required to submit the following declaration to the extent of submission of information:-		
Particulars	Yes*	No*
1. Whether the Listed Entity has issued any partly paid up shares?	No	No
2. Whether the Listed Entity has issued any Convertible Securities ?	No	No
3. Whether the Listed Entity has issued any Warrants ?	No	No
4. Whether the Listed Entity has any shares against which depository receipts are issued?	No	No
5. Whether the Listed Entity has any shares in locked-in?	Yes	No
6. Whether any shares held by promoters are pledged or otherwise encumbered?	No	No
7. Whether company has equity shares with differential voting rights?	No	No
8. Whether the listed entity has any significant beneficial owner?	Yes	No

\* If the Listed Entity selects the option 'No' for the questions above, the columns for the partly paid up shares, Outstanding Convertible Securities/Warrants, depository receipts, locked-in shares, No of shares pledged or otherwise encumbered by promoters, as applicable, shall not be displayed at the time of dissemination on the Stock Exchange website. Also wherever there is 'No' declared by Listed Entity in above table the values will be considered as 'Zero' by default on submission of the format of holding of specified securities.



MASTER COMPONENTS LIMITED

Table I - SUMMARY STATEMENT HOLDING OF SPECIFIED SECURITIES

Category of shareholder (i)	No. of Shares held (ii)	No. of fully paid up equity Share held (iv)	No. of Partly paid-up equity Share held (v)	No. of underlying Depository Receipts (vi)	Total nos. shares held (VII)= (ii)+(iv)+(v)	Shareholding as a % of total no. of Shares (calculated as per SCRR,1957) (VIII) As a % of (A+B+C2)	Number of Voting Rights held in each class of securities (IX)			No. of Shares Underlying Outstanding convertible securities Warrants ESOP etc. (X)=(xi)+(xii)+(xiii)	Total No. of Shares on fully diluted basis (including convertible securities Warrants ESOP etc.) (X)=(xi)+(xii)+(xiii)+(xiv)	Shareholding as a % assuming full conversion of convertible securities as a % of diluted share capital (X)+(xiv) As a % of (A+B+C2)	Number of Locked in shares (xiii)		Number of Shares pledged (xiv)		Non-Disposal Undertaking (xv)	Other encumbrances, if any (xvi)	Total Number of Shares encumbered (XVII) = (XIV)+(XV)+(XVI)	Number of shares held in dematerialized form (XVIII)
							Class Equity X	Class Ordinary Y	Total				As a % of (A+B+C)							
(A)	Promoter & Promoter Group	10	2684000	0	2684000	67.1	2684000	0	2684000	67.1000	0	2684000	802000	20.0500	0	0.0000				2684000
(B)	Public	329	1316000	0	1316000	32.9	1316000	0	1316000	32.9000	0	1316000	0	0.0000	0	0.0000				1316000
(C)	Non Promoter-Non Public	0	0	0	0	0	0	0	0	0.0000	0	0	0	0.0000	0	0.0000				0
(C1)	Shares underlying DRs	0	0	0	0	0	0	0	0	0.0000	0	0	0	0.0000	0	0.0000				0
(C2)	Shares held by Employee Trusts	0	0	0	0	0	0	0	0	0.0000	0	0	0	0.0000	0	0.0000				0
Total		339	4000000	0	4000000	100	4000000	0	4000000	100.0000	0	4000000	802000	20.0500	0	0				4000000





Table I - STATEMENT SHOWING SHAREHOLDING PATTERN OF THE PROMOTER AND PROMOTER GROUP																								
Category & Name of the Shareholders (i)	Entity Type Promoter or promoter group (ii)	No of Shares held (v)	No of fully paid-up equity Shares held (vi)	Partly paid-up Share (vii)	No. of Shares underlying Depository Receipts (viii)	Total nos. shares held (viii)=(vi)+(vii)+(viii)	Shareholding as per SCRR, 1957 As a % of (A+B+C2) (ix)	Number of Voting Rights held in each class of securities (x)			No. of Shares Underlying Outstanding convertible Securities ESOP (including Warrants ESOP etc.) (xi)	Total No of Shares on fully diluted basis (including Warrants ESOP, Convertible Securities etc.) (xii)=(viii)+(xi)	Total % of diluted share capital (xiii)=(xii)/(A+B+C2)	Number of Locked in shares (xiv)		Number of Pledged Shares (xv)		Non-Disposal Undertaking (xvi)		Other encumbrances, if any (xvii)	Total Number of shares encumbered (XVIII)=XV+XVI+XVII (ii)	Number of equity shares held in dematerialized form (XX)		
								(X)	(X)	Total (A+B+C)				(a)	(b)	(a)	(b)	(a)	(b)				(a)	(b)
1 Indian																								
(a) Individuals/Hindu undivided Family																								
MUDURAJ CHANDRASEKHAR	Promoter	1	40000	0	0	40000	1.0000	40000	0	40000	1.0000	40000	1.0000	0	0.0000	0	0.0000							40000
KULKARNI HUF	Promoter	1	40000	0	0	40000	1.0000	40000	0	40000	1.0000	40000	1.0000	0	0.0000	0	0.0000							40000
SHRIKANT HANMANT JOSHI HUF	Promoter	1	429300	0	0	429300	10.7325	429300	0	429300	10.7325	429300	10.7325	0	0.0000	0	0.0000							429300
SHRIKANT HANMANT JOSHI	Promoter	1	429300	0	0	429300	10.7325	429300	0	429300	10.7325	429300	10.7325	0	0.0000	0	0.0000							429300
MUDURAJ CHANDRASEKHAR	Promoter	1	429300	0	0	429300	10.7325	429300	0	429300	10.7325	429300	10.7325	0	0.0000	0	0.0000							429300
KULKARNI	Promoter	1	688100	0	0	688100	16.7025	688100	0	688100	16.7025	688100	16.7025	0	0.0000	0	0.0000							688100
ANAGHA SHRIKANT JOSHI	Promoter	1	710200	0	0	710200	17.7550	710200	0	710200	17.7550	710200	17.7550	0	0.0000	0	0.0000							710200
RAJESHWARI MUDURAJ	Promoter	1	193000	0	0	193000	4.8250	193000	0	193000	4.8250	193000	4.8250	0	0.0000	0	0.0000							193000
ANNA SHRIKANT JOSHI	Promoter	1	82000	0	0	82000	2.0500	82000	0	82000	2.0500	82000	2.0500	0	0.0000	0	0.0000							82000
AKSHAY MUDURAJ KULKARNI	Promoter	1	82000	0	0	82000	2.0500	82000	0	82000	2.0500	82000	2.0500	0	0.0000	0	0.0000							82000
ADITYA MUDURAJ KULKARNI	Promoter	1	82000	0	0	82000	2.0500	82000	0	82000	2.0500	82000	2.0500	0	0.0000	0	0.0000							82000
ADITYA MUDURAJ KULKARNI	Promoter	1	82000	0	0	82000	2.0500	82000	0	82000	2.0500	82000	2.0500	0	0.0000	0	0.0000							82000
ADITYA MUDURAJ KULKARNI	Promoter	1	82000	0	0	82000	2.0500	82000	0	82000	2.0500	82000	2.0500	0	0.0000	0	0.0000							82000
ADITYA MUDURAJ KULKARNI	Promoter	1	82000	0	0	82000	2.0500	82000	0	82000	2.0500	82000	2.0500	0	0.0000	0	0.0000							82000
ADITYA MUDURAJ KULKARNI	Promoter	1	82000	0	0	82000	2.0500	82000	0	82000	2.0500	82000	2.0500	0	0.0000	0	0.0000							82000
ADITYA MUDURAJ KULKARNI	Promoter	1	82000	0	0	82000	2.0500	82000	0	82000	2.0500	82000	2.0500	0	0.0000	0	0.0000							82000
ADITYA MUDURAJ KULKARNI	Promoter	1	82000	0	0	82000	2.0500	82000	0	82000	2.0500	82000	2.0500	0	0.0000	0	0.0000							82000
ADITYA MUDURAJ KULKARNI	Promoter	1	82000	0	0	82000	2.0500	82000	0	82000	2.0500	82000	2.0500	0	0.0000	0	0.0000							82000
ADITYA MUDURAJ KULKARNI	Promoter	1	82000	0	0	82000	2.0500	82000	0	82000	2.0500	82000	2.0500	0	0.0000	0	0.0000							82000
ADITYA MUDURAJ KULKARNI	Promoter	1	82000	0	0	82000	2.0500	82000	0	82000	2.0500	82000	2.0500	0	0.0000	0	0.0000							82000
ADITYA MUDURAJ KULKARNI	Promoter	1	82000	0	0	82000	2.0500	82000	0	82000	2.0500	82000	2.0500	0	0.0000	0	0.0000							82000
ADITYA MUDURAJ KULKARNI	Promoter	1	82000	0	0	82000	2.0500	82000	0	82000	2.0500	82000	2.0500	0	0.0000	0	0.0000							82000
ADITYA MUDURAJ KULKARNI	Promoter	1	82000	0	0	82000	2.0500	82000	0	82000	2.0500	82000	2.0500	0	0.0000	0	0.0000							82000
ADITYA MUDURAJ KULKARNI	Promoter	1	82000	0	0	82000	2.0500	82000	0	82000	2.0500	82000	2.0500	0	0.0000	0	0.0000							82000
ADITYA MUDURAJ KULKARNI	Promoter	1	82000	0	0	82000	2.0500	82000	0	82000	2.0500	82000	2.0500	0	0.0000	0	0.0000							82000
ADITYA MUDURAJ KULKARNI	Promoter	1	82000	0	0	82000	2.0500	82000	0	82000	2.0500	82000	2.0500	0	0.0000	0	0.0000							82000
ADITYA MUDURAJ KULKARNI	Promoter	1	82000	0	0	82000	2.0500	82000	0	82000	2.0500	82000	2.0500	0	0.0000	0	0.0000							82000
ADITYA MUDURAJ KULKARNI	Promoter	1	82000	0	0	82000	2.0500	82000	0	82000	2.0500	82000	2.0500	0	0.0000	0	0.0000							82000
ADITYA MUDURAJ KULKARNI	Promoter	1	82000	0	0	82000	2.0500	82000	0	82000	2.0500	82000	2.0500	0	0.0000	0	0.0000							82000
ADITYA MUDURAJ KULKARNI	Promoter	1	82000	0	0	82000	2.0500	82000	0	82000	2.0500	82000	2.0500	0	0.0000	0	0.0000							82000
ADITYA MUDURAJ KULKARNI	Promoter	1	82000	0	0	82000	2.0500	82000	0	82000	2.0500	82000	2.0500	0	0.0000	0	0.0000							82000
ADITYA MUDURAJ KULKARNI	Promoter	1	82000	0	0	82000	2.0500	82000	0	82000	2.0500	82000	2.0500	0	0.0000	0	0.0000							82000
ADITYA MUDURAJ KULKARNI	Promoter	1	82000	0	0	82000	2.0500	82000	0	82000	2.0500	82000	2.0500	0	0.0000	0	0.0000							82000
ADITYA MUDURAJ KULKARNI	Promoter	1	82000	0	0	82000	2.0500	82000	0	82000	2.0500	82000	2.0500	0	0.0000	0	0.0000							82000
ADITYA MUDURAJ KULKARNI	Promoter	1	82000	0	0	82000	2.0500	82000	0	82000	2.0500	82000	2.0500	0	0.0000	0	0.0000							82000
ADITYA MUDURAJ KULKARNI	Promoter	1	82000	0	0	82000	2.0500	82000	0	82000	2.0500	82000	2.0500	0	0.0000	0	0.0000							82000
ADITYA MUDURAJ KULKARNI	Promoter	1	82000	0	0	82000	2.0500	82000	0	82000	2.0500	82000	2.0500	0	0.0000	0	0.0000							82000
ADITYA MUDURAJ KULKARNI	Promoter	1	82000	0	0	82000	2.0500	82000	0	82000	2.0500	82000	2.0500	0	0.0000	0	0.0000							82000
ADITYA MUDURAJ KULKARNI	Promoter	1	82000	0	0	82000	2.0500	82000	0	82000	2.0500	82000	2.0500	0	0.0000	0	0.0000							82000
ADITYA MUDURAJ KULKARNI	Promoter	1	82000	0	0	82000	2.0500	82000	0	82000	2.0500	82000	2.0500	0	0.0000	0	0.0000							82000
ADITYA MUDURAJ KULKARNI	Promoter	1	82000	0	0	82000	2.0500	82000	0	82000	2.0500	82000	2.0500	0	0.0000	0	0.0000							82000
ADITYA MUDURAJ KULKARNI	Promoter	1	82000	0	0	82000	2.0500	82000	0	82000	2.0500	82000	2.0500	0	0.0000	0	0.0000							82000
ADITYA MUDURAJ KULKARNI	Promoter	1	82000	0	0	82000	2.0500	82000	0	82000	2.0500	82000	2.0500	0	0.0000	0	0.0000							82000
ADITYA MUDURAJ KULKARNI	Promoter	1	82000	0	0	82000	2.0500	82000	0	82000	2.0500	82000	2.0500	0	0.0000	0	0.0000							82000
ADITYA MUDURAJ KULKARNI	Promoter	1	82000	0	0	82000	2.0500	82000	0	82000	2.0500	82000	2.0500	0	0.0000	0	0.0000							82000
ADITYA MUDURAJ KULKARNI	Promoter	1	82000	0	0	82000	2.0500	82000	0	82000	2.0500	82000	2.0500	0	0.0000	0	0.0000							82000
ADITYA MUDURAJ KULKARNI	Promoter	1	82000	0	0	82000	2.0500	82000	0	82000	2.0500	82000	2.0500	0	0.0000	0	0.0000							82000
ADITYA MUDURAJ KULKARNI	Promoter	1	82000	0	0	82000	2.0500	82000	0	82000	2.0500	82000	2.0500	0	0.0000	0	0.0000							82000
ADITYA MUDURAJ KULKARNI	Promoter	1	82000	0	0	82000	2.0500	82000	0	82000	2.0500	82000	2.0500	0	0.0000	0	0.0000							82000
ADITYA MUDURAJ KULKARNI	Promoter	1	82000	0	0	82000	2.0500	82000	0	82000	2.0500	82000	2.0500	0	0.0000	0	0.0000							82000
ADITYA MUDURAJ KULKARNI	Promoter	1	82000	0	0	82000	2.0500	82000	0	82000	2.0500	82000	2.0500	0	0.0000	0	0.0000							82000
ADITYA MUDURAJ KULKARNI	Promoter	1	82000	0	0	82000	2.0500	82000	0	82000	2.0500	82000	2.0500	0	0.0000	0	0.0000							82000
ADITYA MUDURAJ KULKARNI	Promoter	1	82000	0	0	82000	2.0500	82000	0	82000	2.0500	82000	2.0500	0	0.0000	0	0.0000							82000
ADITYA MUDURAJ KULKARNI	Promoter	1	82000	0	0	82000	2.0500	82000	0	82000	2.0500	82000	2.0500	0	0.0000	0	0.0000							82000
ADITYA MUDURAJ KULKARNI	Promoter	1</																						



10







**MASTER COMPONENTS LIMITED**

**Table V - STATEMENT SHOWING DETAILS OF SIGNIFICANT BENEFICIAL OWNERS**

Sr. No	Details of the significant beneficial owner (i)			Details of the registered owner (ii)		Details of holding/ exercise of right of the SBO in the reporting company, whether direct or indirect *: (iii)						Date of creation / acquisition of significant beneficial interest* (iv)
	Name	PAN/Passport No. in case of a foreign national	Nationality	Name	Nationality	Shares %	Voting rights %	Rights on distributable dividend or any other distribution	Exercise of control	Exercise of significant influence		
1	MUDDURAJ C	ACNPK0394E	INDIAN	MUDDURAJ C	INDIAN	11.73	11.73	11.73	11.73	Indirectly and directly		Holding since 26-09-2012
2	SHRIKANT HA	ABWPJ6665M	INDIAN	SHRIKANT HA	INDIAN	11.73	11.73	11.73	11.73	Indirectly and directly		Holding since 26-09-2012





## MASTER COMPONENTS LIMITED

### Annexure - B

**Table VI - Statement Showing Foreign Ownership Limit**

	<b>Board approved limits</b>	<b>Limits utilized</b>
As on shareholding date	100	0.25
As on the end of previous 1st quarter	100	0.13
As on the end of previous 2nd quarter	100	0.13
As on the end of previous 3rd quarter	100	0.13
As on the end of previous 4th quarter	100	0.13





# MCL Post SHP

## Annexure - I

1. Name of Listed Entity:	MASTER COMPONENTS LIMITED		
2. Scrip Code/Name of Scrip/Class of Security			
3. Share Holding Pattern Filed under: Reg. 31(1)(a)/Reg. 31(1)(b)/Reg. 31(1)(c)			
a. If under 31(1)(b) then indicate the report for Quarter ending			
b. If under 31(1)(c) then indicate date of allotment/extinguishment			NA (post amalgamation SHP)
4. Declaration: The Listed entity is required to submit the following declaration to the extent of submission of information:-			

Particulars	Yes*	No*
1. Whether the Listed Entity has issued any partly paid up shares?		No
2. Whether the Listed Entity has issued any Convertible Securities ?		No
3. Whether the Listed Entity has issued any Warrants ?		No
4. Whether the Listed Entity has any shares against which depository receipts are issued?		No
5. Whether the Listed Entity has any shares in locked-in?	Yes	No
6. Whether any shares held by promoters are pledge or otherwise encumbered?		No
7. Whether company has equity shares with differential voting rights?		No
8. Whether the listed entity has any significant beneficial owner?	Yes	No

\* If the Listed Entity selects the option 'No' for the questions above, the columns for the partly paid up shares, Outstanding Convertible Securities/Warrants, depository receipts, locked-in shares, No of shares pledged or otherwise encumbered by promoters, as applicable, shall not be displayed at the time of dissemination on the Stock Exchange website. Also wherever there is 'No' declared by Listed Entity in above table the values will be considered as 'Zero' by default on submission of the format of holding of specified securities.







MASTER COMPONENTS LIMITED

Table 1 - SUMMARY STATEMENT HOLDING OF SPECIFIED SECURITIES

Sl. No. (i)	Category of shareholder (ii)	No. of Shares held (iii)	No. of fully paid up equity shares held (iv)	No. of partly paid up equity shares held (v)	No. of shares underlying Depository Receipts (vi)	Total nos. shares held (vii) = (iii)+(iv)+(v)+(vi)	Shareholding as a % of total no. of shares (calculated as SCRR 1957) (viii) As a % of (A+B+C2)	Number of Voting Rights held in each class of securities (ix)			Total as a % of (A+B+C3)	No. of Shares Underlying Outstanding convertible securities ESOP, warrants, ESOP, Convertible securities etc. (x) = (viii) x (x)	Total No. of Shares on fully diluted basis (including warrants, ESOP, Convertible securities etc.) (xi) = (x) + (xii)	Shareholding as a % of total no. of shares of the company after full conversion of convertible securities as a % of diluted (xii) = (xi) / (xiii) As (A+B+C2)	Number of Locked in shares (xiii)		Number of Shares pledged (xiv)	Non-Disposal Undertaking (xv)		Other encumbrances, if any (xvi)		Total Number of Shares encumbered (xvii) = (xiv)+(xv)+(xvi)		Number of equity shares held in dematerialized form (xviii)		
								No. of Voting Rights							No. (i)	As a % of total shares held (ii)		No. (i)	As a % of total shares held (ii)		No. (i)	As a % of total shares held (ii)				
								Class Equity	Class Y	Class Others						Total			No. (i)	As a % of total shares held (ii)		No. (i)	As a % of total shares held (ii)		No. (i)	As a % of total shares held (ii)
(A)	Promoter & Promoter Group	14	3884000	0	0	3884000	74.69	3884000	0	0	3884000	74.6923	0	3884000	74.6923	802000	15.4231	0	0.0000	0	0.0000	0	0.0000	0	3884000	74.6923
(B)	Public	329	1316000	0	0	1316000	25.31	1316000	0	0	1316000	25.3077	0	1316000	25.3077	0	0.0000	0	0.0000	0	0.0000	0	0.0000	0	1316000	25.3077
(C)	Employee Stock Option Scheme	0	0	0	0	0	0.00	0	0	0	0	0.0000	0	0	0.0000	0	0.0000	0	0.0000	0	0.0000	0	0.0000	0	0	0.0000
(C1)	Shares under Employee Stock Option Scheme	0	0	0	0	0	0.00	0	0	0	0	0.0000	0	0	0.0000	0	0.0000	0	0.0000	0	0.0000	0	0.0000	0	0	0.0000
(C2)	Shares held by Employee Trusts	0	0	0	0	0	0.00	0	0	0	0	0.0000	0	0	0.0000	0	0.0000	0	0.0000	0	0.0000	0	0.0000	0	0	0.0000
	Total	343	5200000	0	0	5200000	100.00	5200000	0	0	5200000	100.0000	0	5200000	100.0000	802000	15.4231	0	0.0000	0	0.0000	0	0.0000	0	5200000	100.0000

MASTER COMPONENTS LIMITED

Table II - STATEMENT SHOWING SHAREHOLDING PATTERN OF THE PROMOTER AND PROMOTER GROUP

TABLE 1: STATEMENT SHOWING SHAREHOLDING PATTERN OF THE PROMOTER AND PROMOTER GROUP																				Number of equity shares held in dematerialized form (XIX)					
Category & Name of the Shareholders (i)	Entity Type (ii)	No. of Shares held (iv)	No. of fully paid up equity shares held (v)	Partly paid-up equity shares held (vi)	No. of shares underlying Depository Receipts (vii)	Total nos. shares held (viii) = (iv)+(v)+(vi)+(vii)	Shareholding % calculated as per SCRR, 1957 (ix) = (viii)/(A+B+C+D)	Number of Voting Rights held in each class of securities (x)			No. of Shares Underlying Outstanding convertible securities, ESOPs, etc. (xi)	Total No. of Shares fully diluted basis including Securities Warrants, ESOPs etc. (xii) = (xi)+(xiii)+(xiv)	Total Shareholding as a % assuming full conversion of convertible securities as a % of diluted share capital (xiii) = (xii)/(A+B+C+D)	No. of Locked-in shares (xiv)	As a % of share held (v)	Number of Shares pledged (xv)	As a % of total share held (vi)	Non-Disposal Undertaking (xvi)	As a % of share held (v)		Other encumbrances, if any (xvii)	As a % of share held (v)	Total Number of shares encumbered (xviii) = (xv)+(xvi)+(xvii)		
								Class Equity	Class Others	Total															
(b) Individual/Shareholder/Shareholder's Family																									
MUDURAJ CHANDRASEKHAR KULKARNI HUF	Promoter	1	40000	0.77	0	40000	0.7692	40000	0.7692	0	40000	0.7692	0	40000	0.7692	0	0.0000	0	0.0000						40000
SHIRKANT HANMANT JOSHI HUF	Promoter	1	40000	0.77	0	40000	0.7692	40000	0.7692	0	40000	0.7692	0	40000	0.7692	0	0.0000	0	0.0000						40000
SHIRKANT HANMANT JOSHI	Promoter	1	874500	16.82	0	874500	16.8173	874500	16.8173	0	874500	16.8173	0	874500	16.8173	0	0.0000	0	0.0000						874500
MUDURAJ CHANDRASEKHAR KULKARNI	Promoter	1	874500	16.82	0	874500	16.8173	874500	16.8173	0	874500	16.8173	0	874500	16.8173	0	0.0000	0	0.0000						874500
ANAGRA SHIRKANT JOSHI	Promoter	1	800100	15.39	0	800100	15.3965	800100	15.3965	0	800100	15.3965	0	800100	15.3965	0	0.0000	0	0.0000						800100
RAJESHVARI MUDURAJ KULKARNI	Promoter	1	842200	16.20	0	842200	16.1962	842200	16.1962	0	842200	16.1962	0	842200	16.1962	0	0.0000	0	0.0000						842200
TANVI SHIRKANT JOSHI	Promoter	1	193000	3.71	0	193000	3.7115	193000	3.7115	0	193000	3.7115	0	193000	3.7115	0	0.0000	0	0.0000						193000
ANSHAY MUDURAJ KULKARNI	Promoter	1	82000	1.58	0	82000	1.5769	82000	1.5769	0	82000	1.5769	0	82000	1.5769	0	0.0000	0	0.0000						82000
ADITYA MUDURAJ KULKARNI	Promoter	1	82000	1.58	0	82000	1.5769	82000	1.5769	0	82000	1.5769	0	82000	1.5769	0	0.0000	0	0.0000						82000
NINAD KULKARNI	Promoter	1	36000	0.69	0	36000	0.6823	36000	0.6823	0	36000	0.6823	0	36000	0.6823	0	0.0000	0	0.0000						36000
MUKESH PANDEY	Promoter	1	3200	0.06	0	3200	0.0615	3200	0.0615	0	3200	0.0615	0	3200	0.0615	0	0.0000	0	0.0000						3200
ARJUN DAVE	Promoter	1	5600	0.11	0	5600	0.1077	5600	0.1077	0	5600	0.1077	0	5600	0.1077	0	0.0000	0	0.0000						5600
Total		13	3873900	74.93	0	3873900	74.931	3873900	74.931	0	3873900	74.931	0	3873900	74.931	0	0.0000	0	0.0000						3873900
(b) Central Government/State Government(s)																									
Total		0	0	0	0	0	0.0000	0	0.0000	0	0	0.0000	0	0	0.0000	0	0.0000	0	0.0000						0
(c) Financial Institutions/Banks																									
Total		0	0	0	0	0	0.0000	0	0.0000	0	0	0.0000	0	0	0.0000	0	0.0000	0	0.0000						0
(d) Sub-total A+I																									
Total		13	3873900	74.93	0	3873900	74.931	3873900	74.931	0	3873900	74.931	0	3873900	74.931	0	0.0000	0	0.0000						3873900
(e) Individual/Non-Resident Individual/Foreign Individual(s)																									
Total		1	10100	0	0	10100	0.1942	10100	0.1942	0	10100	0.1942	0	10100	0.1942	0	0.0000	0	0.0000						10100
(f) Institutions																									
Total		0	0	0	0	0	0.0000	0	0.0000	0	0	0.0000	0	0	0.0000	0	0.0000	0	0.0000						0
(g) Sub-total A+J+K																									
Total		1	10100	0	0	10100	0.1942	10100	0.1942	0	10100	0.1942	0	10100	0.1942	0	0.0000	0	0.0000						10100
(h) Total Shareholding of Promoters																									
Total		14	3974800	74	0	3974800	74.6923	3974800	74.6923	0	3974800	74.6923	0	3974800	74.6923	0	0.0000	0	0.0000						3974800
Details of Shares which remain unclaimed may be given here along with details such as number of Shareholders, outstanding shares held in dematerialized suspense account, voting rights which are frozen etc.																									
Note																									
(1) PAN would not be displayed on website of Stock Exchange(s).																									
(2) The term "Incumbence" has the same meaning as assigned under regulation 2(30) of SEBI (Substantial Acquisition of Shares and Takeovers) Regulations, 2011.																									

Details of Shares which remain unclaimed may be given here along with details such as number of shareholders, outstanding shares held in demat/unclaimed suspense account, voting rights which are frozen etc.

Note: (1) PAN would not be displayed on website of Stock Exchange(s).

(2) The term "Encumbrance" has the same meaning as assigned under resolution 28(3) of SEBI (Substantial Acquisition of Shares and Takeovers) Regulations, 2011.





### OWNING SHAREHOLDING PATTERN OF THE PUBLIC SHAREHOLDER

12



MASTER COMPONENTS LIMITED

Table IV - STATEMENT SHOWING SHAREHOLDING PATTERN OF THE NON PROMOTER - NON PUBLIC SHAREHOLDER

Category & Name of the shareholders (i)	PAN (ii)	No. of Shares held (iii)	No. of fully paid up equity shares held (iv)	Partly paid-up equity shares held (v)	No. of shares underlying Depository Receipts (vi)	Total no. shares held (vii)=(iv)+(v)+(vi)	Shareholding % calculated as per SCRR, 1957 As a % of (A+B+C) (viii)	Number of Voting Rights held in each class of securities (ix)			No. of Shares Underlying Outstanding convertible securities (including Warrants, ESOP, etc.) (x)	Total No. of shares on fully diluted basis (including warrants, ESOP, Convertible Securities etc.) (xi)=(vi+xi)	Total Shareholding, as a % assuming full conversion of convertible securities (as a % of diluted share capital) (xii)	Number of Locked in shares (xiii)		Number of Shares pledged (xiv)	Non-Disposal Unencumbered (xv)		Other encumbrances, if any (xvi)	Total Number of Shares encumbered (xvii)=(xiv+xv+xvi)		Number of equity shares held in dematerialized form (xviii)
								Class Equity (a)	Class Others (b)	Total (c)				(a)	(b)		(a)	(b)		(a)	(b)	
1 Custodian/DR Holder																						
		0	0	0	0	0	0.0000	0	0	0	0	0	0.0000	0	0.0000	NA	NA					0
Total Non Promoter-Non Public Shareholding (C)=(1)+(C)(2)		0	0	0	0	0	0.0000	0	0	0	0	0	0.0000	0	0.0000	NA	NA					0

Note  
(1) PAN would not be displayed on website of Stock Exchange(s).  
(2) The above format needs to disclose name of all holders holding more than 1% of total number of shares.  
(3) Wt. the information pertaining to Depository Receipts, the same may be disclosed in the respective columns to the extent information available.





MASTER COMPONENTS LIMITED													
Table V - STATEMENT SHOWING DETAILS OF SIGNIFICANT BENEFICIAL OWNERS													
Sr. No	Details of the significant beneficial owner (i)		Details of the registered owner (ii)				Details of holding/ exercise of right of the SBO in the reporting company, whether direct or indirect *: (iii)						Date of creation / acquisition of significant beneficial interest* (iv)
	Name	Nationality	Name	PAN/passport No. in case of a foreign national	Nationality		Shares %	Voting rights %	Rights on dividend or any other distribution	Exercise of control	Exercise of significant influence		
1	MUDDURAJ CHANDRASHEKHAR KULKARNI	INDIAN	MUDDURAJ CHANDRASHEKHAR KULKARNI HUF	AAJHM9100Q	INDIAN		17.59	17.59	17.59	17.59	Indirectly and directly		Holding since 26-09-2023
2	SHRIKANT HANAMANT JOSHI	INDIAN	SHRIKANT HANMANT JOSHI HUF	AASHS6328D	INDIAN		17.59	17.59	17.59	17.59	Indirectly and directly		Holding since 26-09-2023




## MASTER COMPONENTS LIMITED

### Annexure - B

**Table VI - Statement Showing Foreign Ownership Limit**

	<b>Board approved limits</b>	<b>Limits utilized</b>
As on shareholding date	100	0.19
As on the end of previous 1st quarter	100	0.13
As on the end of previous 2nd quarter	100	0.13
As on the end of previous 3rd quarter	100	0.13
As on the end of previous 4th quarter	100	0.13





# MMPL Transferor Company Pre-SHP as on 30.09.2025

## Shareholding Pattern under Regulation 31 of SEBI (Listing Obligations and Disclosure Requirements) Regulations, 2015

1. Name of Entity:	Master Moulds Private Limited
2. Scrip Code/Name of Scrip/Class of Security	Not Applicable
3. Share Holding Pattern Filed under: Reg.31(1)(c)	
a. If under 31(1)(b) then indicate the report for Quarter ending	
b. If under 31(1)(c) then indicate date of allotment/extinguishment	NA
4. Shareholding Pattern as on 30th September, 2025.	
5. Declaration: The entity is required to submit the following declaration to the extent of submission of information:- Not Applicable	

Particulars	Yes*	No*
1. Whether the listed Entity has issued any partly paid up shares?		
2. Whether the listed Entity has issued any Convertible Securities or warrants ?		
3. Whether the listed Entity has any shares against which depository receipts are issued?		
4. Whether the listed Entity has any shares in locked-in?		
5. Whether any shares held by promoters are pledge or otherwise encumbered?		

\* If the Listed Entity selects the option 'No' for the questions above, the columns for the partly paid up shares, Outstanding Convertible Securities/Warrants, depository receipts, locked-in shares, No of shares pledged or otherwise encumbered by promoters, as applicable, shall not be displayed at the time of dissemination on the Stock Exchange website. Also wherever there is 'No' declared by Listed Entity in above table the values will be considered as 'Zero' by default on submission of the format of holding of specified securities.



**MASTER MOULDS PRIVATE LIMITED**

**Table I - SUMMARY STATEMENT HOLDING OF SPECIFIED SECURITIES**

Category (i)	Category of shareholder (ii)	Nos of Share holders (iii)	No. of fully paid up equity Share held (iv)	Nos of Partly paid-up equity Share held (v)	No. of shares underlying Depository Receipts (vi)	Total nos. shares held (vii) = (iv)+(v)+(vi)	Shareholding as a % of Total (viii) = $\frac{(vii)}{(A+B+C2)} \times 100$	Number of Voting Rights held in each class of securities (ix)			No. of Shares Underlying Outstanding convertible securities (including Warrants, ESOs etc.) (x)	Total No. of Shares on fully diluted basis (including P, Convertible Warrants, ESOs etc.) (xi) = (vii) + (x)	Shareholding as a % assuming full conversion of convertible securities as a % of diluted share capital (xii) = $\frac{(vii)+(x)}{(A+B+C2)} \times 100$	Number of Locked in shares (xiii)		Number of Shares pledged (xiv)		Non-Disposal Undertaking (xv)		Other encumbrances, if any (xvi)		Total Number of Shares encumbered (xvii) = (xiv)+(xv)+(xvi)		Number of equity shares held in dematerialized form (xviii)
								Class Equity	Class Others	Total				(a)	(b)	(a)	(b)	(a)	(b)	(a)	(b)	(a)	(b)	
(A)	Promoter & Promoter Group	4	28860	0	0	28860	96.2	28860	0	28860	0	28860	96.2000	0	0.0000	0	0.0000							28860
(B)	Public	4	1140	0	0	1140	3.8	1140	0	1140	0	1140	3.8000	0	0.0000	0	0.0000							1140
(C)	Non Promoter-Non Public	0	0	0	0	0	0	0	0	0	0	0	0.0000	0	0.0000	0	0.0000							0
(C1)	Shares underlying DRs	0	0	0	0	0	0	0	0	0	0	0	0.0000	0	0.0000	0	0.0000							0
(C2)	Shares held by Employee Trusts	0	0	0	0	0	0	0	0	0	0	0	0.0000	0	0.0000	0	0.0000							0
	Total	8	30000	0	0	30000	100	30000	0	30000	0	30000	100.0000	0	0.0000	0	0.0000							30000





Table II - STATEMENT SHOWING SHAREHOLDING PATTERN OF THE PROMOTER AND PROMOTER GROUP

[illegible]



MASTER MOULDS PRIVATE LIMITED

TABLE II - STATEMENT SHOWING SHAREHOLDING PATTERN OF THE PUBLIC SHAREHOLDER

Category & Name of the shareholder (i)	PAN (ii)	No. of Shares held (iii)	No. of Equity Shares held (iv)	Partly paid up Equity Shares held (v)	No. of Depository Receipts held (vi)	Total nos. held (vii) = (iii)+(iv)+(v)+(vi)	Shareholding % as per SCRT, 1997 (viii) As a % of (vii)	Number of Voting Rights held in each class of Equity Shares (ix)			No. of Outstanding convertible Securities (including ESOP, ESPP, etc.) (x)	Total No. of Shares held (including ESOP, ESPP, etc.) (xi) = (x)+(vii)	Shareholding % as a % assuming full conversion of convertible securities (xii) = (xi)/(vii)	Number of Locked Shares (xiii)	Number of Shares pledged (xiv)	Non-Disposal (xv)	Other encumbrances, if any (xvi)	Total Number of Shares held (xvii) = (xvii) + (xvi) + (xv)	Number of equity shares dematerialized from (xviii)	Sub - categorization of shares (xix)	Shareholding (No. of shares) under	
								No. of Voting Rights														
								Equity	Other	Total												
1 Institutions (Domestic)																						
(a) Mutual Funds		0	0	0	0	0	0.0000	0	0	0	0	0	0.0000	0	0	0	0	0	0	0	0	
(b) Venture Capital Funds		0	0	0	0	0	0.0000	0	0	0	0	0	0.0000	0	0	0	0	0	0	0	0	
(c) Alternative Investment Funds		0	0	0	0	0	0.0000	0	0	0	0	0	0.0000	0	0	0	0	0	0	0	0	
(d) Insurance Companies		0	0	0	0	0	0.0000	0	0	0	0	0	0.0000	0	0	0	0	0	0	0	0	
(e) Asset Reconstruction Companies		0	0	0	0	0	0.0000	0	0	0	0	0	0.0000	0	0	0	0	0	0	0	0	
(f) Provident / Pension Funds		0	0	0	0	0	0.0000	0	0	0	0	0	0.0000	0	0	0	0	0	0	0	0	
(g) National Pension Funds		0	0	0	0	0	0.0000	0	0	0	0	0	0.0000	0	0	0	0	0	0	0	0	
(h) NPS registered with SEBI		0	0	0	0	0	0.0000	0	0	0	0	0	0.0000	0	0	0	0	0	0	0	0	
(i) Other Financial Institutions		0	0	0	0	0	0.0000	0	0	0	0	0	0.0000	0	0	0	0	0	0	0	0	
SUB TOTAL (B)(1)		0	0	0	0	0	0.0000	0	0	0	0	0	0.0000	0	0	0	0	0	0	0	0	
2 Institutions (Foreign)																						
(a) Foreign Direct Investment		0	0	0	0	0	0.0000	0	0	0	0	0	0.0000	0	0	0	0	0	0	0	0	
(b) Foreign Venture Capital Investors		0	0	0	0	0	0.0000	0	0	0	0	0	0.0000	0	0	0	0	0	0	0	0	
(c) Foreign Sovereign Wealth Funds		0	0	0	0	0	0.0000	0	0	0	0	0	0.0000	0	0	0	0	0	0	0	0	
(d) Foreign Portfolio Investors Category I		0	0	0	0	0	0.0000	0	0	0	0	0	0.0000	0	0	0	0	0	0	0	0	
(e) Foreign Portfolio Investors Category II		0	0	0	0	0	0.0000	0	0	0	0	0	0.0000	0	0	0	0	0	0	0	0	
(f) OVERSEAS DEPOSITORIES (Holding Debit Balancing)		0	0	0	0	0	0.0000	0	0	0	0	0	0.0000	0	0	0	0	0	0	0	0	
SUB TOTAL (B)(2)		0	0	0	0	0	0.0000	0	0	0	0	0	0.0000	0	0	0	0	0	0	0	0	
3 Central Government / State Government																						
(a) Central Government / President of India		0	0	0	0	0	0.0000	0	0	0	0	0	0.0000	0	0	0	0	0	0	0	0	
(b) State Government / Governor		0	0	0	0	0	0.0000	0	0	0	0	0	0.0000	0	0	0	0	0	0	0	0	
(c) Central/State Govt. shareholding by Coa or Bodies Corp		0	0	0	0	0	0.0000	0	0	0	0	0	0.0000	0	0	0	0	0	0	0	0	
SUB TOTAL (B)(3)		0	0	0	0	0	0.0000	0	0	0	0	0	0.0000	0	0	0	0	0	0	0	0	
4 Non-Institutions																						
(a) Associate Companies / Subsidiaries		0	0	0	0	0	0.0000	0	0	0	0	0	0.0000	0	0	0	0	0	0	0	0	
(b) Directors And their relatives (Non-Promoter)		0	0	0	0	0	0.0000	0	0	0	0	0	0.0000	0	0	0	0	0	0	0	0	
(c) Key Managerial Personnel		0	0	0	0	0	0.0000	0	0	0	0	0	0.0000	0	0	0	0	0	0	0	0	
(d) Relatives of Promoters (Non-Promoter)		0	0	0	0	0	0.0000	0	0	0	0	0	0.0000	0	0	0	0	0	0	0	0	
(e) Trusts (Non-Promoter)		0	0	0	0	0	0.0000	0	0	0	0	0	0.0000	0	0	0	0	0	0	0	0	
(f) Investor Education and Protection Fund (IEPF)		0	0	0	0	0	0.0000	0	0	0	0	0	0.0000	0	0	0	0	0	0	0	0	
(g) Individual - I. Individual shareholders holding nominal share capital up to Rs. 2 lakhs.		4	1140	0	0	1140	3.8930	1140	0	1140	0	1140	3.8930	0	0	0	0	0	0	1140	1140	
(h) INDIVIDUAL - II. Individual shareholders holding nominal share capital in excess of Rs. 2 lakhs.		0	0	0	0	0	0.0000	0	0	0	0	0	0.0000	0	0	0	0	0	0	0	0	
(i) NON RESIDENT INDIANS (NRIs)		0	0	0	0	0	0.0000	0	0	0	0	0	0.0000	0	0	0	0	0	0	0	0	
(j) Foreign Companies		0	0	0	0	0	0.0000	0	0	0	0	0	0.0000	0	0	0	0	0	0	0	0	
(k) Foreign Companies		0	0	0	0	0	0.0000	0	0	0	0	0	0.0000	0	0	0	0	0	0	0	0	
(l) BOARDS CORPORATE		0	0	0	0	0	0.0000	0	0	0	0	0	0.0000	0	0	0	0	0	0	0	0	
(m) Any Other (NON UNDIVIDED FUND)		0	0	0	0	0	0.0000	0	0	0	0	0	0.0000	0	0	0	0	0	0	0	0	
SUB TOTAL (B)(4)		4	1140	0	0	1140	3.8930	1140	0	1140	0	1140	3.8930	0	0	0	0	0	0	1140	1140	
Total Public Shareholding (B) = (B)(1)+(B)(2)+(B)(3)+(B)(4)		4	1140	0	0	1140	3.8930	1140	0	1140	0	1140	3.8930	0	0	0	0	0	0	1140	1140	

Details of the shareholders acting as persons in Control holding their Shareholding (No. and %):

Details of Shares which remain unclaimed may be given here along with details such as number of shareholders, outstanding shares held in dematerialized/suspense account, voting rights which are frozen etc. None

Details of the shareholders holding shares in excess of 1% in the company, including their shareholding (No. and %):

Details of Shares which remain unclaimed may be shown, along with details such as number of shareholders, outstanding shares held in dematerialized suspense account, voting rights which are frozen etc. None



## Table V - STATEMENT SHOWING DETAILS OF SIGNIFICANT BENEFICIAL OWNERS: NA

[illegible]



MASTER MOULDS PRIVATE LIMITED

Table IV - STATEMENT SHOWING SHAREHOLDING PATTERN OF THE NON PROMOTER - NON PUBLIC SHAREHOLDER

Category & Name of the shareholders (i)	PAN (ii)	No. of Share holders (iii)	No. of fully paid up equity Share held (iv)	Partly paid-up equity Share held (v)	Nos of shares underlying Depository Receipts (vi)	Total no. shares held (vii)=(iv)+(v)+(vi)	Shareholding % calculated as per SCRR, 1957 As a % of (A+B+C2) (viii)	Number of Voting Rights held in each class of securities (ix)			No. of Shares Underlying Outstanding convertible securities (including Warrants, ESOP, etc.) (x)	Total No. of shares on fully diluted basis (including warrants, ESOP, Convertible Securities etc.) (xi)=(vi)+(x)	Total Shareholding, as a % assuming full conversion of convertible securities/ as a % of diluted share capital (xii)	Number of Locked in shares (xiii)		Number of Shares pledged (xiv)		Non-Disclosed Underlying (xv)		Other encumbrances, if any (xvi)		Total Number of shares held (xvii)=(ix)+(x)+(xv)+(xvi)		Number of equity shares held in dematerialized form (xviii)
								Class Equity (a)	Class Others (b)	Total (c)				(a)	(b)	(a)	(b)	(a)	(b)	(a)	(b)	(a)	(b)	
1 Custodian/DRA holder																								
		0	0	0	0	0	0.0000	0	0	0	0	0	0.0000	0	0.0000		NA							0
Total Non Promoter-Non Public Shareholding (C)=(1)+(C)2		0	0	0	0	0	0.0000	0	0	0	0	0	0.0000	0	0.0000		NA							0



# MMP L Transferor Company Post-SHP as on 30.09.2025

## Shareholding Pattern under Regulation 31 of SEBI (Listing Obligations and Disclosure Requirements) Regulations, 2015

1. Name of Entity:	Master Moulds Private Limited		
2. Scrip Code/Name of Scrip/Class of Security	Not Applicable		
3. Share Holding Pattern Filled under: Reg.31(1)(c)			
a. If under 31(1)(b) then indicate the report for Quarter ending			
b. If under 31(1)(c) then indicate date of allotment/extinguishment	NA		
4. Shareholding Pattern as on 30th September, 2025.			
5. Declaration: The entity is required to submit the following declaration to the extent of submission of information:- Not applicable			

Particulars	Yes*	No*
1. Whether the listed Entity has issued any partly paid up shares?		
2. Whether the listed Entity has issued any Convertible Securities or warrants ?		
3. Whether the listed Entity has any shares against which depository receipts are issued?		
4. Whether the listed Entity has any shares in locked-in?		
5. Whether any shares held by promoters are pledge or otherwise encumbered?		

\* If the Listed Entity selects the option 'No' for the questions above, the columns for the partly paid up shares, Outstanding Convertible Securities/Warrants, depository receipts, locked-in shares, No of shares pledged or otherwise encumbered by promoters, as applicable, shall not be displayed at the time of dissemination on the Stock Exchange website. Also wherever there is 'No' declared by Listed Entity in above table the values will be considered as 'Zero' by default on submission of the format of holding of specified securities.






Table 1 - SUMMARY STATEMENT HOLDING OF SPECIFIED SECURITIES

Table 1 - SUMMARY STATEMENT HOLDING OF SPECIFIED SECURITIES																								
Cate gory (i)	Category of shareholder (ii)	No. s of Share holders (iii)	No. of fully paid up equity shares held (iv)	No. s of Partly paid-up equity shares held (v)	No. of shares underlying Depository Receipts (vi)	Total nos. shares held (vii) = (iv)+(v)+(vi)	Shareholding as a % of total no. of shares (calculated as per SCRR, 1957) As a % of (A+B+C2)	Number of Voting Rights held in each class of securities (ix)			No. of Shares Underlying Outstanding convertible Securities (including Warrants, ESOP etc.) (X) = (Vii+X)	Total No. of Shares on fully diluted basis (including warrants, ESOP, convertible Securities etc.) (Xii) = (Vii+X)	Shareholding, as a % assuming full conversion of convertible securities, as a % of (A+B+C2) (Xiii) = (Xii)/(A+B+C2) As a % of (A+B+C2)	Number of Locked in shares (xiv)			Number of Shares pledged (xv)		Non-Disposal Underlying (Xvi)	Other encumbrances, if any (Xvii) (Xviii) = (Xvi)+(Xvii)	Total Number of Shares encumbered (Xix) = (Xiv)+(Xvii)+(Xviii)	Number of equity shares held in demateri alized form (XX)		
								Class Equity x	Class Others y	Total				Total as a % of (A+B+C)	No. (i)	As a % of total shares held (ii)	No. (i)	As a % of total shares held (ii)					No. (i)	As a % of total shares held (ii)
(A)	Promoter & Promoter Group	0	0	0	0	0	0	0	0	0.0000	0	0	0.0000	0	0.0000	0	0.0000	0	0.0000	0	0	0		
(B)	Public	0	0	0	0	0	0	0	0	0.0000	0	0	0.0000	0	0.0000	0	0.0000	0	0.0000	0	0	0		
(C)	Non Promoter-Non Public	0	0	0	0	0	0	0	0	0.0000	0	0	0.0000	0	0.0000	0	0.0000	0	0.0000	0	0	0		
(C1)	Shares held by Depository	0	0	0	0	0	0	0	0	0.0000	0	0	0.0000	0	0.0000	0	0.0000	0	0.0000	0	0	0		
(C2)	Shares held by Employee Trusts	0	0	0	0	0	0	0	0	0.0000	0	0	0.0000	0	0.0000	0	0.0000	0	0.0000	0	0	0		
	Total	0	0	0	0	0	0	0	0	0.0000	0	0	0.0000	0	0.0000	0	0.0000	0	0.0000	0	0	0		



MASTER MOUNDS PRIVATE LIMITED

Table II - STATEMENT SHOWING SHAREHOLDING PATTERN OF THE PROMOTER AND PROMOTER GROUP

Table II - STATEMENT SHOWING SHAREHOLDING PATTERN OF THE PROMOTER AND PROMOTER GROUP																			
Category & Name of the shareholders (I)	Entity Type promoter or promoter group (promoter group would exclude promoters) (II)	No of Share holders (IV)	No of fully paid-up equity Shares held (V)	Partly paid-up equity Share held (VI)	No. of shares underlying Depository Receipts (VII)	Total nos. shares held (VIII)= (V)+(VI)+(VII)	Shareholding % calculated as per SCRR,1957 As a % of (A+B+C2) (IX)	Number of Voting Rights held in each class of securities (X)			No. of Shares Underlying Outstanding convertible securities (including Warrants,ESOP etc.) (XI)	Total No of shares on fully diluted basis (including Warrants,ESOP- convertible securities etc.) (XII)=(XI)+(XIII)	Total Shareholding, as a % assuming full conversion of convertible securities (as a % of diluted share capital) (XIII)=(VIII)+(XII) (A+B+C2)	Number of Locked in shares (XIV)	Number of Shares pledged (XV)	Non-Disposal Underlying (XVI)	Other encumbrances, if any (XVII)	Total Number of shares encumbered (XVIII)=(XIV)+(XVI)+(XVII) V%	Number of equity shares held in demat form (XIX)
								No of Voting Rights											
								Class Equity	Class Others	Total									
1 Indian																			
(a) Individuals/Hindu undivided Family																			
Total	0	0	0	0	0	0	0.0000	0	0	0	0	0.0000	0	0.0000	0	0.0000	0	0.0000	0
(b) Central Government/State Government(s)																			
Total	0	0	0	0	0	0	0.0000	0	0	0	0	0.0000	0	0.0000	0	0.0000	0	0.0000	0
(c) Financial Institutions/Banks																			
Total	0	0	0	0	0	0	0.0000	0	0	0	0	0.0000	0	0.0000	0	0.0000	0	0.0000	0
Sub-Total (A+1)	0	0	0	0	0	0	0.0000	0	0	0	0	0.0000	0	0.0000	0	0.0000	0	0.0000	0
2 Foreign																			
(a) Individuals (Non-Resident Individuals/Foreign Individuals)																			
Total	0	0	0	0	0	0	0.0000	0	0	0	0	0.0000	0	0.0000	0	0.0000	0	0.0000	0
(c) Institutions																			
Total	0	0	0	0	0	0	0.0000	0	0	0	0	0.0000	0	0.0000	0	0.0000	0	0.0000	0
Sub-Total (A+2)	0	0	0	0	0	0	0.0000	0	0	0	0	0.0000	0	0.0000	0	0.0000	0	0.0000	0
Total Shareholding of Promoters	0	0	0	0	0	0	0.0000	0	0	0	0	0.0000	0	0.0000	0	0.0000	0	0.0000	0





MASTER MOULD PRIVATE LIMITED  
TABLE III - STATEMENT SHOWING SHAREHOLDING PATTERN OF THE PUBLIC SHAREHOLDER


Table III - STATEMENT SHOWING SHAREHOLDING PATTERN OF THE PUBLIC SHAREHOLDER:-																														
Category & Name of the shareholders (i)	PAN (ii)	No. of Shares held (iii)	Fully paid-up Shares (iv)	Partly paid-up Shares (v)	No. of shares underlying Depository Receipts (vi)	Total no. shares held (vii) = (iii) + (iv) + (v) + (vi)	Shareholding % calculated As a % of (A+B+C2) (viii)	Number of Voting Rights held in each class of securities (ix)			No. of Shares Underlying Warrants, ESOPs etc. (x)	Total No. of shares on fully diluted basis (including convertible securities etc.) (xi) = (viii) + (x)	Shareholding % as % assuming conversion of convertible securities as a percentage of diluted share capital (xii)	Number of Locked-in shares (xiii)		Number of Shares pledged (xiv)		Non-Disposal Underlying (xv)		Other encumbrances, if any (xvi)	Total Number of Shares encumbered (xvii) = (xiv) + (xv) + (xvi)	Number of equity shares denominated from (xviii)	Sub - categorization of shares (xix)							
								No. of Voting Rights						Total Voting Rights	As a % of Total Voting Rights	Class Equity	Class Debt	Total	No.					As a % of total Locked-in shares (xiii)	No.	As a % of total Pledged shares (xiv)	No.	As a % of total Non-disposal underlying (xv)	No.	As a % of total Other encumbrances, if any (xvi)
								Class Equity	Class Debt	Total																				
1 Institutions (Domestic)																														
(A) Mutual Funds		0	0	0	0	0	0.0000	0	0	0	0	0	0.0000	0	0.0000	NA	NA	NA	NA			0	0							
(B) Venture Capital Funds		0	0	0	0	0	0.0000	0	0	0	0	0	0.0000	0	0.0000	NA	NA	NA	NA			0	0							
(C) Alternative Investment Funds		0	0	0	0	0	0.0000	0	0	0	0	0	0.0000	0	0.0000	NA	NA	NA	NA			0	0							
(D) Banks		0	0	0	0	0	0.0000	0	0	0	0	0	0.0000	0	0.0000	NA	NA	NA	NA			0	0							
(E) Insurance Companies		0	0	0	0	0	0.0000	0	0	0	0	0	0.0000	0	0.0000	NA	NA	NA	NA			0	0							
(F) Asset Reconstruction Companies		0	0	0	0	0	0.0000	0	0	0	0	0	0.0000	0	0.0000	NA	NA	NA	NA			0	0							
(G) Provident / Pension Funds		0	0	0	0	0	0.0000	0	0	0	0	0	0.0000	0	0.0000	NA	NA	NA	NA			0	0							
(H) Sovereign Wealth Funds		0	0	0	0	0	0.0000	0	0	0	0	0	0.0000	0	0.0000	NA	NA	NA	NA			0	0							
(I) Central Depository Ltd. (CDSL)		0	0	0	0	0	0.0000	0	0	0	0	0	0.0000	0	0.0000	NA	NA	NA	NA			0	0							
(J) Other Financial Institutions		0	0	0	0	0	0.0000	0	0	0	0	0	0.0000	0	0.0000	NA	NA	NA	NA			0	0							
<b>SUB TOTAL (B1)</b>		0	0	0	0	0	0.0000	0	0	0	0	0	0.0000	0	0.0000	NA	NA	NA	NA			0	0							
2 Institutions (Foreign)																														
(A) Foreign Direct Investment		0	0	0	0	0	0.0000	0	0	0	0	0	0.0000	0	0.0000	NA	NA	NA	NA			0	0							
(B) Foreign Venture Capital Investors		0	0	0	0	0	0.0000	0	0	0	0	0	0.0000	0	0.0000	NA	NA	NA	NA			0	0							
(C) Foreign Portfolio Investors Category I		0	0	0	0	0	0.0000	0	0	0	0	0	0.0000	0	0.0000	NA	NA	NA	NA			0	0							
(d) Foreign Portfolio Investors Category II		0	0	0	0	0	0.0000	0	0	0	0	0	0.0000	0	0.0000	NA	NA	NA	NA			0	0							
(e) Overseas Depositories (Footing DRs) (Balancing Figure)		0	0	0	0	0	0.0000	0	0	0	0	0	0.0000	0	0.0000	NA	NA	NA	NA			0	0							
<b>SUB TOTAL (B2)</b>		0	0	0	0	0	0.0000	0	0	0	0	0	0.0000	0	0.0000	NA	NA	NA	NA			0	0							
3 Central Government / State Government																														
(a) Central Government / President of India		0	0	0	0	0	0.0000	0	0	0	0	0	0.0000	0	0.0000	NA	NA	NA	NA			0	0							
(b) State Government / Government of India		0	0	0	0	0	0.0000	0	0	0	0	0	0.0000	0	0.0000	NA	NA	NA	NA			0	0							
(c) Central Public Sector Enterprises / Govt. Bodies Corp		0	0	0	0	0	0.0000	0	0	0	0	0	0.0000	0	0.0000	NA	NA	NA	NA			0	0							
<b>SUB TOTAL (B3)</b>		0	0	0	0	0	0.0000	0	0	0	0	0	0.0000	0	0.0000	NA	NA	NA	NA			0	0							
4 Non-Institutions																														
(A) Associate Companies / Subsidiaries		0	0	0	0	0	0.0000	0	0	0	0	0	0.0000	0	0.0000	NA	NA	NA	NA			0	0							
(B) Directors And their relatives (Non-Promoter)		0	0	0	0	0	0.0000	0	0	0	0	0	0.0000	0	0.0000	NA	NA	NA	NA			0	0							
(C) Key Managerial Personnel		0	0	0	0	0	0.0000	0	0	0	0	0	0.0000	0	0.0000	NA	NA	NA	NA			0	0							
(d) Relatives of Promoters (Non-Promoter)		0	0	0	0	0	0.0000	0	0	0	0	0	0.0000	0	0.0000	NA	NA	NA	NA			0	0							
(E) Trusts (Non-Promoter)		0	0	0	0	0	0.0000	0	0	0	0	0	0.0000	0	0.0000	NA	NA	NA	NA			0	0							
(F) Investor Education and Protection Fund(IEPF)		0	0	0	0	0	0.0000	0	0	0	0	0	0.0000	0	0.0000	NA	NA	NA	NA			0	0							
(g) Institutions & Individuals holding nominal shares up to Rs. 2 lakhs.		0	0	0	0	0	0.0000	0	0	0	0	0	0.0000	0	0.0000	NA	NA	NA	NA			0	0							
(h) INDIVIDUAL - II. Individual shareholders holding nominal share capital in excess of Rs. 2 lakhs.		0	0	0	0	0	0.0000	0	0	0	0	0	0.0000	0	0.0000	NA	NA	NA	NA			0	0							
(i) NON-RESIDENT INDIANS (NRIs)		0	0	0	0	0	0.0000	0	0	0	0	0	0.0000	0	0.0000	NA	NA	NA	NA			0	0							
(j) FOREIGN NATIONALS		0	0	0	0	0	0.0000	0	0	0	0	0	0.0000	0	0.0000	NA	NA	NA	NA			0	0							
(k) Foreign Companies		0	0	0	0	0	0.0000	0	0	0	0	0	0.0000	0	0.0000	NA	NA	NA	NA			0	0							
(l) BODIES CORPORATE		0	0	0	0	0	0.0000	0	0	0	0	0	0.0000	0	0.0000	NA	NA	NA	NA			0	0							
(m) Any OVERSEAS UNIDENTIFIED FAMILY		0	0	0	0	0	0.0000	0	0	0	0	0	0.0000	0	0.0000	NA	NA	NA	NA			0	0							
<b>SUB TOTAL (B4)</b>		0	0	0	0	0	0.0000	0	0	0	0	0	0.0000	0	0.0000	NA	NA	NA	NA			0	0							
<b>Total Public Shareholding (B) = (B1)+(B2)+(B3)+(B4)</b>		0	0	0	0	0	0.0000	0	0	0	0	0	0.0000	0	0.0000	NA	NA	NA	NA			0	0							

Details of the shareholders acting as persons in Concert (including their Shareholding (No. and %): 0

(B1)+(B2)+(B3)

Details of the shares which remain unclaimed may be shown upon doing which details such as number of shareholders, outstanding shares held in dematerialised suspense account, voting rights which are frozen etc.: None

Details of Shares which remain unclaimed may be shown here along with details such as number of shareholders, outstanding shares held in dematerialized suspense account, voting rights which are frozen etc. None





MASTER MOULDS PRIVATE LIMITED

Table IV - STATEMENT SHOWING SHAREHOLDING PATTERN OF THE NON PROMOTER - NON PUBLIC SHAREHOLDER

Category & Name of the shareholders (i)	PAN (ii)	No. of Share holders (iii)	No. of fully paid up equity Share held (iv)	Partly paid-up equity Share held (v)	No. of shares underlying Depository Receipts (vi)	Total no. shares held (vii) = (iv)+(v)+(vi)	Shareholding % calculated as per SCRR, 1957 As a % of (A+B+C2) (viii)	Number of Voting Rights held in each class of securities (ix)			No. of Shares of Outstanding convertible securities (including Warrants, ESOP, etc.) (x)	Total No. of shares on fully diluted basis (including warrants, ESOP, Convertible Securities etc.) (xi) = (viii+x)	Total Shareholding, as a % assuming full conversion of convertible securities (as a % of diluted share capital) (xii)	Number of Locked in shares (xiii)		Number of Shares pledged (xiv)		Non-Disposal Undertaking (xv)		Other encumbrances, if any (xvi)		Total Number of Shares encumbered (xvii) = (xiv)+(xv)+(xvi)		Number of equity shares held in dematerialized form (xviii)
								Class Equity (x)	Class Others (y)	Total (z)				No. (a)	As a % of total shares held (b)	No. (a)	As a % of total shares held (b)	No. (a)	As a % of total shares held (b)	No. (a)	As a % of total shares held (b)	No. (a)	As a % of total shares held (b)	
1 Custodian/DR Holder																								
		0	0	0	0	0	0.0000	0	0	0	0	0	0.0000	0	0.0000	NA	NA							0
Total Non Promoter- Non Public Shareholding (C)=(i)+(C12)		0	0	0	0	0	0.0000	0	0	0	0	0	0.0000	0	0.0000	NA	NA							0



[illegible]



# MASTER MOULDS PRIVATE LIMITED

## Annexure - B

**Table VI - Statement Showing Foreign Ownership Limit**

	<b>Board approved limits</b>	<b>Limits utilized</b>
As on shareholding date	100	0
As on the end of previous 1st quarter	100	0
As on the end of previous 2nd quarter	100	0
As on the end of previous 3rd quarter	100	0
As on the end of previous 4th quarter	100	0



**MASTER MOULDS PRIVATE LIMITED**

**Annexure - B**

**Table VI - Statement Showing Foreign Ownership Limit**

	<b>Board approved limits</b>	<b>Limits utilized</b>
As on shareholding date	100	0
As on the end of previous 1st quarter	100	0
As on the end of previous 2nd quarter	100	0
As on the end of previous 3rd quarter	100	0
As on the end of previous 4th quarter	100	0

